


































# CITY TRIATHLON Karlovy Vary 2025

## Results

















| Pl.  | Bib | Name   | Club                      | Swim | # | T1          | Bike | #           | T2          | Run  | #           | Finish      |      |           |             |
|--|-----|--|---------------------------|------|---|-------------|------|-------------|-------------|------|-------------|-------------|------|-----------|-------------|
| City Triathlon Karlovy Vary - Dospělí (20+) Muži |     |  |                           |      |   |             |      |             |             |      |             |             |      |           |             |
| Male   |     |  |                           |      |   |             |      |             |             |      |             |             |      |           |             |
|  |     |  |                           |      |   |             |      |             |             |      |             |             |      |           |             |
| 1  | 91  |  Konvalina David  | 2006                      |      |   | 00:20:11.39 | 1st  | 00:00:47.85 | 00:43:25.73 | 1st  | 00:00:39.82 | 00:23:21.36 | 1st  | --        | 01:28:26.17 |
| 2  | 83  |  Langer Jakub     | 2009                      |      |   | 00:20:38.02 | 2nd  | 00:03:17.14 | 00:43:51.94 | 2nd  | 00:02:21.84 | 00:23:26.44 | 2nd  | +5:09.23  | 01:33:35.40 |
| Muži Dospělí 20–29 let                           |     |  |                           |      |   |             |      |             |             |      |             |             |      |           |             |
| 1  | 55  |  Odehnal Jan      | 2004 BRNO TRIATLON        |      |   | 00:08:42.22 | 4th  | 00:00:39.90 | 00:32:16.49 | 3rd  | 00:00:31.84 | 00:17:08.54 | 1st  | --        | 00:59:19.01 |
| 2  | 17  |  Marek Matěj      | 2002 Triatlon Plzeň       |      |   | 00:08:36.22 | 2nd  | 00:00:35.14 | 00:32:04.35 | 2nd  | 00:00:31.51 | 00:17:37.19 | 3rd  | +5.41     | 00:59:24.42 |
| 3  | 135 |  Korous David     | 2004 BRNO TRIATLON        |      |   | 00:08:40.24 | 3rd  | 00:00:34.81 | 00:32:22.03 | 4th  | 00:00:30.28 | 00:17:20.70 | 2nd  | +9.07     | 00:59:28.08 |
| 4  | 85  |  Grebík Radim     | 2001 TITAN TRILIFE        |      |   | 00:08:43.28 | 5th  | 00:00:30.08 | 00:32:02.16 | 1st  | 00:00:26.26 | 00:19:23.47 | 9th  | +1:46.25  | 01:01:05.26 |
| 5  | 26  |  Hrdlička Matěj   | 2004 Triatlon Plzeň       |      |   | 00:08:33.39 | 1st  | 00:00:36.85 | 00:32:59.07 | 5th  | 00:00:29.73 | 00:19:24.21 | 10th | +2:44.25  | 01:02:03.26 |
| 6  | 18  |  Knežlík Tomáš    | 2005 Triatlon Plzeň       |      |   | 00:10:02.48 | 13th | 00:00:38.79 | 00:33:23.34 | 6th  | 00:00:38.83 | 00:19:13.33 | 7th  | +4:37.78  | 01:03:56.79 |
| 7  | 126 |  Janoušek Ondřej  | 2005 Triatlon Plzeň       |      |   | 00:09:32.87 | 6th  | 00:00:35.89 | 00:33:55.97 | 7th  | 00:00:33.84 | 00:19:38.43 | 13th | +4:58.01  | 01:04:17.02 |
| 8  | 31  |  Kašpar Lukáš     | 2004 Spartak Trutnov      |      |   | 00:09:56.90 | 11th | 00:00:41.98 | 00:34:42.98 | 8th  | 00:00:42.80 | 00:19:12.03 | 6th  | +5:57.69  | 01:05:16.70 |
| 9  | 30  |  Lemberka Ondřej  | 2005 BRNO TRIATLON        |      |   | 00:10:10.60 | 14th | 00:00:34.38 | 00:35:12.69 | 11th | 00:00:33.86 | 00:19:32.18 | 12th | +6:44.72  | 01:06:03.73 |
| 10   | 73  |  Vrábel Jozef     | 2002                      |      |   | 00:09:36.26 | 7th  | 00:00:40.69 | 00:36:27.22 | 13th | 00:00:33.08 | 00:19:27.37 | 11th | +7:25.64  | 01:06:44.65 |
| 11   | 57  |  Pivrnec Tomáš    | 1999                      |      |   | 00:09:56.21 | 10th | 00:00:42.15 | 00:36:57.57 | 15th | 00:00:36.79 | 00:18:54.69 | 5th  | +7:48.41  | 01:07:07.42 |
| 12   | 86  |  Šanda Vojtěch   | 2001 TITAN TRILIFE        |      |   | 00:12:13.16 | 20th | 00:00:43.79 | 00:35:12.19 | 10th | 00:00:29.14 | 00:19:20.02 | 8th  | +8:39.32  | 01:07:58.33 |
| 13   | 77  |  Nýdrle Filip   | 2005 Triatlon Plzeň       |      |   | 00:10:01.58 | 12th | 00:00:54.18 | 00:36:56.08 | 14th | 00:00:42.24 | 00:21:09.59 | 15th | +10:24.68 | 01:09:43.69 |
| 14   | 146 |  Jakimič Viktor | 2004 Triatlon Plzeň       |      |   | 00:10:49.88 | 16th | 00:00:51.77 | 00:36:13.05 | 12th | 00:00:40.35 | 00:21:41.77 | 18th | +10:57.82 | 01:10:16.83 |
| 15   | 90  |  Kozojed Martin | 2004 Triathlon Team Tábor |      |   | 00:09:54.29 | 9th  | 00:00:35.83 | 00:37:06.84 | 16th | 00:00:38.80 | 00:23:20.53 | 25th | +12:17.30 | 01:11:36.31 |
| 16   | 94  |  Stránský Jiří  | 2001 Etriatlon Team       |      |   | 00:10:59.30 | 17th | 00:00:47.53 | 00:37:54.32 | 19th | 00:00:32.10 | 00:21:27.35 | 16th | +12:21.60 | 01:11:40.61 |
| 17   | 60  |  Tvrz Matěj     | 1999                      |      |   | 00:12:24.15 | 21st | 00:02:02.14 | 00:35:07.87 | 9th  | 00:01:02.45 | 00:21:48.48 | 19th | +13:06.09 | 01:12:25.10 |
| 18   | 36  | Letocha Radek  | 2004                      |      |   | 00:12:48.69 | 23rd | 00:01:51.71 | 00:37:51.66 | 18th | 00:01:52.27 | 00:18:25.18 | 4th  | +13:30.51 | 01:12:49.52 |
| 19   | 34  |  Skořepa Adam   | 2004 Spartak Trutnov      |      |   | 00:10:11.23 | 15th | 00:00:43.18 | 00:38:27.36 | 22nd | 00:00:33.43 | 00:23:04.92 | 23rd | +13:41.13 | 01:13:00.14 |
| 20   | 106 |  Kalivoda Lukáš | 2003 TTK Slavia VŠ Plzeň  |      |   | 00:11:32.56 | 19th | 00:00:47.07 | 00:38:32.95 | 23rd | 00:00:26.90 | 00:22:08.80 | 21st | +14:09.30 | 01:13:28.31 |
| 21   | 133 |  Belada Tomáš   | 2003                      |      |   | 00:12:55.36 | 25th | 00:00:55.88 | 00:38:16.08 | 21st | 00:00:45.16 | 00:21:40.96 | 17th | +15:14.45 | 01:14:33.46 |
| 22   | 147 |  Žiška Jakub    | 1999                      |      |   | 00:13:42.54 | 27th | 00:01:00.40 | 00:37:17.94 | 17th | 00:00:54.08 | 00:22:45.05 | 22nd | +16:21.02 | 01:15:40.03 |
| 23   | 63  |  Kupka Vojtěch  | 2001                      |      |   | 00:09:38.92 | 8th  | 00:00:58.84 | 00:39:43.08 | 25th | 00:00:43.66 | 00:25:26.22 | 33rd | +17:11.73 | 01:16:30.74 |

# CITY TRIATHLON Karlovy Vary 2025

## Results



| Pl. | Bib | Name   | Club                | Swim        | #    | T1          | Bike        | #    | T2          | Run         | #              | Finish      |
|-----|-----|--|---------------------|-------------|------|-------------|-------------|------|-------------|-------------|----------------|-------------|
| 24  | 117 |  Exner Jonáš      | 2002                | 00:14:30.44 | 29th | 00:01:43.81 |             |      |             | 00:23:26.50 | 26th +18:15.21 | 01:17:34.22 |
| 25  | 35  |  Kahuda Jiří      | 2000 Triatlon Plzeň | 00:11:11.69 | 18th | 00:01:04.57 | 00:40:37.67 | 27th | 00:00:54.55 | 00:23:55.18 | 28th +18:24.67 | 01:17:43.68 |
| 26  | 56  |  Sýkora Marek     | 2002                | 00:12:34.01 | 22nd | 00:01:45.03 | 00:41:46.97 | 30th | 00:00:27.78 | 00:22:00.84 | 20th +19:15.64 | 01:18:34.65 |
| 27  | 53  |  Zadražil Filip   | 1998 TJ BIŽU JBC    | 00:13:32.95 | 26th | 00:00:55.25 | 00:41:33.01 | 29th | 00:00:25.65 | 00:23:16.61 | 24th +20:24.46 | 01:19:43.47 |
| 28  | 104 |  Szkandera Ondřej | 2004                | 00:14:51.25 | 30th | 00:01:11.81 | 00:43:24.02 | 31st | 00:01:22.57 | 00:20:03.56 | 14th +21:34.21 | 01:20:53.22 |
| 29  | 66  |  Šimoník Marek    | 1996                | 00:14:06.47 | 28th | 00:01:23.79 | 00:40:37.74 | 28th | 00:00:53.01 | 00:24:34.74 | 29th +22:16.75 | 01:21:35.76 |
| 30  | 65  |  Vavrek Oto       | 2002                | 00:16:29.44 | 33rd | 00:02:11.39 | 00:38:11.87 | 20th | 00:01:16.08 | 00:23:36.81 | 27th +22:26.60 | 01:21:45.61 |
| 31  | 134 |  Šimeček David    | 2005                | 00:17:03.76 | 34th | 00:01:20.02 | 00:39:16.96 | 24th | 00:00:45.19 | 00:24:47.36 | 31st +23:54.30 | 01:23:13.31 |
| 32  | 43  |  Ihn Ondřej       | 2000 TITAN TRILIFE  | 00:12:52.74 | 24th | 00:01:06.86 | 00:46:33.53 | 34th | 00:00:38.59 | 00:26:31.35 | 34th +28:24.08 | 01:27:43.09 |
| 33  | 97  |  Tarant Dominik   | 2000                | 00:16:05.26 | 32nd | 00:00:28.73 | 00:45:29.80 | 32nd | 00:01:16.55 | 00:25:05.34 | 32nd +29:06.70 | 01:28:25.71 |
| 34  | 143 |  Černožský David  | 1996                | 00:20:20.49 | 36th | 00:03:06.94 | 00:39:54.19 | 26th | 00:01:19.67 | 00:24:44.61 | 30th +30:06.90 | 01:29:25.91 |
| 35  | 107 |  Florián Daniel   | 1999                | 00:17:27.96 | 35th | 00:02:10.18 | 00:46:07.54 | 33rd | 00:01:25.29 | 00:27:04.99 | 35th +34:56.96 | 01:34:15.97 |
| 36  | 93  |  Pek Pavel        | 1997                | 00:14:57.64 | 31st | 00:01:33.61 | 00:46:59.81 | 35th | 00:02:13.76 | 00:33:27.76 | 36th +39:53.59 | 01:39:12.60 |

### Muži Dospělí 30–39 let










|    |     |   |                          |             |      |             |             |      |             |             |                |             |
|----|-----|---|--------------------------|-------------|------|-------------|-------------|------|-------------|-------------|----------------|-------------|
| 1  | 70  |  Adam Marek          | 1988 TTK Slavia VŠ Plzeň | 00:10:57.27 | 2nd  | 00:00:56.44 | 00:35:27.79 | 1st  | 00:00:49.11 | 00:20:36.11 | 1st --         | 01:08:46.74 |
| 2  | 88  |  Šrámek Martin       | 1990                     | 00:10:53.41 | 1st  | 00:00:45.77 | 00:36:10.85 | 4th  | 00:00:39.58 | 00:20:40.19 | 2nd +23.08     | 01:09:09.83 |
| 3  | 89  |  Ostrenski Alexis    | 1994 CSG TRI TEAM        | 00:11:42.00 | 8th  | 00:00:57.84 | 00:35:27.91 | 2nd  | 00:00:42.75 | 00:20:56.67 | 6th +1:00.45   | 01:09:47.19 |
| 4  | 108 |  Hosnedl Marek       | 1991 Café racers         | 00:11:18.71 | 3rd  | 00:00:48.70 | 00:35:41.03 | 3rd  | 00:00:51.84 | 00:21:53.84 | 10th +1:47.39  | 01:10:34.14 |
| 5  | 42  |  Kasálek Michal      | 1993 TITAN TRILIFE       | 00:12:57.44 | 11th | 00:00:45.68 | 00:37:05.62 | 9th  | 00:00:32.22 | 00:20:44.54 | 3rd +3:18.77   | 01:12:05.51 |
| 6  | 41  |  Petrák Vojtěch     | 1995                     | 00:11:38.28 | 7th  | 00:01:12.32 | 00:36:37.51 | 6th  | 00:01:07.26 | 00:21:36.85 | 9th +3:25.50   | 01:12:12.24 |
| 7  | 120 |  Schoval František | 1988 2BWINNER TEAM       | 00:11:29.97 | 6th  | 00:00:54.02 | 00:38:28.59 | 11th | 00:00:41.35 | 00:20:53.39 | 5th +3:40.59   | 01:12:27.33 |
| 8  | 69  |  Krištof Štěpán    | 1993 2BWINNER TEAM       | 00:11:20.57 | 4th  | 00:01:07.70 | 00:38:58.83 | 12th | 00:00:42.02 | 00:21:22.50 | 8th +4:44.89   | 01:13:31.64 |
| 9  | 6   |  Maxian Boris      | 1991                     | 00:13:25.12 | 14th | 00:00:49.68 | 00:36:50.25 | 7th  | 00:00:49.04 | 00:22:05.17 | 11th +5:12.53  | 01:13:59.28 |
| 10 | 72  |  Zapalač Dušan     | 1990                     | 00:14:11.42 | 16th | 00:01:41.73 | 00:36:18.48 | 5th  | 00:01:23.48 | 00:20:52.91 | 4th +5:41.28   | 01:14:28.03 |
| 11 | 111 |  Novotný Ondřej    | 1988                     | 00:14:22.81 | 17th | 00:01:38.74 | 00:36:57.05 | 8th  | 00:01:02.26 | 00:20:57.97 | 7th +6:12.10   | 01:14:58.85 |
| 12 | 44  |  Netík Lukáš       | 1988 SK RN HK            | 00:12:43.16 | 9th  | 00:00:58.80 | 00:38:18.74 | 10th | 00:01:09.14 | 00:22:55.97 | 13th +7:19.08  | 01:16:05.83 |
| 13 | 113 |  Tvrz Jakub        | 1991 Café racers         | 00:13:04.49 | 13th | 00:00:47.96 | 00:39:51.25 | 13th | 00:00:59.99 | 00:23:16.04 | 14th +9:12.99  | 01:17:59.74 |
| 14 | 92  |  Mottl Lukas       | 1989                     | 00:12:46.09 | 10th | 00:01:49.61 | 00:40:08.69 | 14th | 00:00:59.30 | 00:22:22.18 | 12th +9:19.15  | 01:18:05.90 |
| 15 | 74  |  Veverka Vladimír  | 1986                     | 00:21:14.22 | 34th | 00:02:17.18 |             |      |             |             | +11:19.61      | 01:20:06.36 |
| 16 | 64  |  Nejedlý Jan       | 1994                     | 00:13:32.13 | 15th | 00:00:57.41 | 00:40:26.97 | 16th | 00:00:46.99 | 00:26:00.64 | 22nd +12:57.41 | 01:21:44.15 |

# CITY TRIATHLON Karlovy Vary 2025

## Results
































| Pl. | Bib |   | Name               | Club | Swim        | #    | T1          | Bike        | #    | T2          | Run         | #    | Finish    |             |
|-----|-----|---|--------------------|------|-------------|------|-------------|-------------|------|-------------|-------------|------|-----------|-------------|
| 17  | 131 |  | Novák Dominik      | 1991 | 00:14:52.06 | 19th | 00:01:32.38 | 00:40:08.75 | 15th | 00:01:34.21 | 00:24:45.13 | 19th | +14:05.80 | 01:22:52.54 |
| 18  | 67  |  | Homoláč Jan        | 1987 | 00:11:27.50 | 5th  | 00:01:59.17 | 00:43:03.39 | 19th | 00:01:05.32 | 00:25:22.62 | 20th | +14:11.28 | 01:22:58.03 |
| 19  | 139 |   | Tausek Vaclav      | 1987 | 00:16:53.66 | 28th | 00:01:17.92 | 00:41:08.94 | 18th | 00:01:18.37 | 00:23:35.50 | 16th | +15:27.66 | 01:24:14.40 |
| 20  | 2   |  | Tedeschi Guglielmo | 1995 | 00:13:04.25 | 12th | 00:01:30.29 | 00:45:57.51 | 27th | 00:00:32.80 | 00:23:36.22 | 17th | +15:54.34 | 01:24:41.09 |
| 21  | 116 |  | Exner Jan          | 1990 | 00:14:35.39 | 18th | 00:02:07.64 | 00:43:11.55 | 20th | 00:01:30.46 | 00:25:42.97 | 21st | +18:21.28 | 01:27:08.03 |
| 22  | 37  |  | Zoubek Petr        | 1990 | 00:15:36.81 | 21st | 00:01:25.59 | 00:40:59.54 | 17th | 00:01:04.01 | 00:28:09.61 | 25th | +18:28.83 | 01:27:15.58 |
| 23  | 45  |  | Romaniuk Evgenii   | 1987 | 00:16:13.62 | 22nd | 00:02:36.49 | 00:45:07.87 | 25th | 00:01:27.12 | 00:23:48.01 | 18th | +20:26.38 | 01:29:13.13 |
| 24  | 118 |   | Matoušek Václav    | 1988 | 00:17:04.27 | 29th | 00:01:54.31 | 00:45:17.46 | 26th | 00:02:16.26 | 00:23:33.24 | 15th | +21:18.81 | 01:30:05.56 |
| 25  | 40  |  | Hylák Adam         | 1988 | 00:16:19.13 | 24th | 00:02:07.20 | 00:43:39.52 | 21st | 00:01:09.50 | 00:28:23.22 | 27th | +22:51.85 | 01:31:38.60 |
| 26  | 39  |  | Hylák Jakub        | 1991 | 00:16:35.52 | 26th | 00:01:46.21 | 00:43:41.97 | 23rd | 00:01:11.74 | 00:28:23.18 | 26th | +22:51.89 | 01:31:38.64 |
| 27  | 38  |  | Hylák Tomáš        | 1989 | 00:16:18.03 | 23rd | 00:02:07.48 | 00:43:41.92 | 22nd | 00:01:07.56 | 00:28:23.75 | 28th | +22:52.02 | 01:31:38.76 |
| 28  | 50  |  | Máchal Vít         | 1990 | 00:16:23.75 | 25th | 00:02:28.21 | 00:44:48.51 | 24th | 00:01:21.69 | 00:27:50.70 | 24th | +24:06.13 | 01:32:52.88 |
| 29  | 144 |  | Havlíček Damián    | 1995 | 00:16:48.32 | 27th | 00:01:51.02 | 00:47:52.22 | 31st | 00:01:04.94 | 00:26:22.24 | 23rd | +25:12.01 | 01:33:58.76 |
| 30  | 4   |  | Láska Vojtěch      | 1988 | 00:18:02.12 | 31st | 00:01:29.77 | 00:47:45.57 | 30th | 00:00:52.44 | 00:29:25.87 | 29th | +28:49.03 | 01:37:35.78 |
| 31  | 84  |   | Křištof Albert     | 1994 | 00:15:02.34 | 20th | 00:02:57.87 | 00:47:18.20 | 29th | 00:01:48.24 | 00:31:58.66 | 33rd | +30:18.57 | 01:39:05.32 |
| 32  | 59  |  | Lata Lukáš         | 1988 | 00:17:42.08 | 30th | 00:02:25.38 | 00:51:10.69 | 33rd | 00:01:54.64 | 00:29:43.64 | 30th | +34:09.69 | 01:42:56.44 |
| 33  | 141 |   | Polák Bernard      | 1988 | 00:21:55.73 | 35th | 00:02:18.89 | 00:46:04.74 | 28th | 00:01:42.14 | 00:32:39.95 | 34th | +35:54.72 | 01:44:41.47 |
| 34  | 121 |   | Klein Michael      | 1993 | 00:18:03.86 | 32nd | 00:02:33.90 | 00:53:20.84 | 35th | 00:00:43.95 | 00:32:48.49 | 35th | +38:44.32 | 01:47:31.07 |
| 35  | 124 |  | Štorkán Martin     | 1992 | 00:20:13.44 | 33rd | 00:02:11.38 | 00:51:57.74 | 34th | 00:01:24.51 | 00:31:55.94 | 32nd | +38:56.27 | 01:47:43.02 |
| 36  | 119 |  | Sabo Martin        | 1993 | 00:29:03.32 | 36th | 00:04:06.79 | 00:50:08.80 | 32nd | 00:02:23.88 | 00:31:31.06 | 31st | +48:27.13 | 01:57:13.88 |

### Muži Dospělí 40–49 let

|   |     |   |                          |             |      |             |             |      |             |             |      |          |             |
|---|-----|---|--------------------------|-------------|------|-------------|-------------|------|-------------|-------------|------|----------|-------------|
| 1 | 32  |  Kučera Jan        | 1981 Alfa Tri Team       | 00:10:44.26 | 6th  | 00:00:37.58 | 00:35:57.51 | 4th  | 00:00:46.17 | 00:20:21.96 | 3rd  | --       | 01:08:27.50 |
| 2 | 1   |  Štybar Zdeněk     | 1985                     | 00:14:19.79 | 24th | 00:01:21.59 | 00:32:05.56 | 1st  | 00:00:57.22 | 00:19:54.29 | 1st  | +10.97   | 01:08:38.47 |
| 3 | 8   |  Bíba Jan          | 1976 Triatlon Plzeň      | 00:11:54.36 | 11th | 00:00:43.29 | 00:35:30.36 | 2nd  | 00:00:34.19 | 00:20:07.77 | 2nd  | +22.48   | 01:08:49.98 |
| 4 | 110 |  Martínek Tomáš    | 1982 EasyGoRun           | 00:09:34.75 | 1st  | 00:00:39.46 | 00:36:31.15 | 7th  | 00:00:48.26 | 00:21:21.18 | 7th  | +27.32   | 01:08:54.82 |
| 5 | 11  |  Brna Martin       | 1983                     | 00:10:43.15 | 5th  | 00:00:57.50 | 00:36:08.08 | 5th  | 00:00:44.11 | 00:21:19.01 | 6th  | +1:24.37 | 01:09:51.87 |
| 6 | 96  |  Škvarenina Michal | 1983                     | 00:09:55.75 | 2nd  | 00:00:40.34 | 00:37:03.42 | 11th | 00:00:44.61 | 00:22:03.91 | 11th | +2:00.56 | 01:10:28.06 |
| 7 | 54  |  Kubiček Jan       | 1980                     | 00:11:15.56 | 8th  | 00:00:54.51 | 00:36:20.85 | 6th  | 00:00:40.53 | 00:22:05.10 | 13th | +2:49.06 | 01:11:16.56 |
| 8 | 68  |  Kaftan František  | 1978 TTK Slavia VŠ Plzeň | 00:11:34.02 | 10th | 00:00:57.93 | 00:36:58.16 | 10th | 00:00:51.88 | 00:21:21.52 | 8th  | +3:16.02 | 01:11:43.52 |
| 9 | 80  |  Stepanov Alexey   | 1980                     | 00:11:13.86 | 7th  | 00:01:24.59 | 00:36:51.26 | 9th  | 00:01:03.04 | 00:21:45.63 | 9th  | +3:50.91 | 01:12:18.41 |




# CITY TRIATHLON Karlovy Vary 2025

## Results



















| Pl. | Bib | Name   | Club                        | Swim        | #    | T1          | Bike        | #    | T2          | Run         | #    | Finish    |             |
|-----|-----|--|-----------------------------|-------------|------|-------------|-------------|------|-------------|-------------|------|-----------|-------------|
| 10  | 132 |  Sýkora Martin      | 1978 TJ SLAVIA Karlovy Vary | 00:13:50.50 | 20th | 00:01:12.56 | 00:35:54.69 | 3rd  | 00:00:48.36 | 00:20:51.10 | 4th  | +4:09.73  | 01:12:37.24 |
| 11  | 78  |  Kršek Matúš        | 1981                        | 00:12:12.36 | 12th | 00:00:46.53 | 00:37:52.44 | 17th | 00:00:52.85 | 00:21:09.23 | 5th  | +4:25.93  | 01:12:53.44 |
| 12  | 25  |  Tkáč Daniel        | 1979 TITAN TRILIFE          | 00:10:33.59 | 4th  | 00:00:49.19 | 00:38:42.26 | 18th | 00:00:38.55 | 00:22:17.55 | 15th | +4:33.65  | 01:13:01.15 |
| 13  | 130 |  Pejsar Jára        | 1984                        | 00:10:00.59 | 3rd  | 00:00:49.71 | 00:39:08.97 | 20th | 00:00:36.76 | 00:22:55.40 | 17th | +5:03.94  | 01:13:31.45 |
| 14  | 33  |  Sameš Vojtěch      | 1983 Spartak Trutnov        | 00:12:35.93 | 13th | 00:00:49.01 | 00:37:25.21 | 15th | 00:00:54.78 | 00:21:52.79 | 10th | +5:10.24  | 01:13:37.74 |
| 15  | 20  |  Niebauer František | 1976                        | 00:13:22.15 | 16th | 00:00:55.54 | 00:37:20.53 | 13th | 00:00:45.73 | 00:22:04.13 | 12th | +6:00.59  | 01:14:28.10 |
| 16  | 52  |  Petratur Radim     | 1977                        | 00:14:15.67 | 23rd | 00:00:35.18 | 00:36:45.10 | 8th  | 00:00:51.42 | 00:22:40.56 | 16th | +6:40.44  | 01:15:07.95 |
| 17  | 129 |  Kolenec Jan        | 1980 2BWINNER TEAM          | 00:12:38.55 | 14th | 00:01:11.91 | 00:38:46.87 | 19th | 00:01:29.36 | 00:23:21.93 | 20th | +9:01.14  | 01:17:28.64 |
| 18  | 148 |  Otáhal Jakub       | 1977                        | 00:14:50.33 | 29th | 00:00:52.22 | 00:37:15.03 | 12th | 00:00:59.78 | 00:23:42.82 | 23rd | +9:12.68  | 01:17:40.19 |
| 19  | 101 |  Roth Zdeněk        | 1985                        | 00:13:18.81 | 15th | 00:01:39.96 | 00:39:41.46 | 22nd | 00:00:46.76 | 00:22:14.61 | 14th | +9:14.12  | 01:17:41.62 |
| 20  | 62  |  Weiser Marcus      | 1984                        | 00:13:28.37 | 17th | 00:00:54.53 | 00:40:48.91 | 26th | 00:01:15.67 | 00:23:28.41 | 22nd | +11:28.41 | 01:19:55.91 |
| 21  | 115 |  Lada Tomas         | 1978                        | 00:14:23.97 | 25th | 00:01:49.82 | 00:39:51.53 | 23rd | 00:01:03.57 | 00:23:04.42 | 19th | +11:45.81 | 01:20:13.31 |
| 22  | 105 |  Rada Michal        | 1978                        | 00:15:31.94 | 31st | 00:01:40.98 | 00:37:32.85 | 16th | 00:01:06.02 | 00:24:41.60 | 26th | +12:05.91 | 01:20:33.41 |
| 23  | 82  |  Korellus Petr      | 1979 Triatlet Karlovy Vary  | 00:14:26.82 | 26th | 00:01:16.68 | 00:40:41.13 | 25th | 00:00:41.07 | 00:24:09.84 | 24th | +12:48.05 | 01:21:15.56 |
| 24  | 27  |  Malík Michal       | 1979 ROCKTECHNIK            | 00:11:24.65 | 9th  | 00:01:01.10 | 00:41:01.85 | 27th | 00:00:58.73 | 00:27:03.06 | 32nd | +13:01.89 | 01:21:29.39 |
| 25  | 24  |  Politzer Tomáš     | 1980                        | 00:14:39.06 | 28th | 00:01:38.24 | 00:41:06.37 | 28th | 00:01:02.64 | 00:24:10.24 | 25th | +14:09.08 | 01:22:36.58 |
| 26  | 76  |  Nevečeřal Jiří     | 1981                        | 00:13:31.27 | 18th | 00:01:09.71 | 00:41:23.42 | 29th | 00:01:08.60 | 00:25:28.47 | 28th | +14:14.00 | 01:22:41.50 |
| 27  | 102 |  Velísek Richard    | 1981                        | 00:16:44.91 | 35th | 00:01:44.42 |             |      |             | 00:28:00.11 | 37th | +14:18.08 | 01:22:45.58 |
| 28  | 9   |  Andreovský Jan    | 1979 Triatlet Karlovy Vary  | 00:17:45.18 | 39th | 00:01:11.98 | 00:39:31.33 | 21st | 00:00:50.52 | 00:23:26.98 | 21st | +14:18.50 | 01:22:46.00 |
| 29  | 103 |  Matějů Michal    | 1977                        | 00:16:54.88 | 37th | 00:01:19.89 | 00:40:39.38 | 24th | 00:00:57.65 | 00:22:56.91 | 18th | +14:21.23 | 01:22:48.73 |
| 30  | 10  |  Hudeček Ondřej   | 1981                        | 00:13:52.88 | 21st | 00:01:44.46 | 00:37:23.08 | 14th | 00:01:14.89 | 00:28:36.50 | 39th | +14:24.33 | 01:22:51.83 |
| 31  | 99  |  Lehrl Tomáš      | 1980                        | 00:14:35.60 | 27th | 00:00:24.86 | 00:42:22.68 | 31st | 00:01:59.18 | 00:25:31.43 | 31st | +16:26.26 | 01:24:53.76 |
| 32  | 14  |  Kubec Karel      | 1978 OMT                    | 00:13:31.71 | 19th | 00:01:11.27 | 00:41:40.79 | 30th | 00:01:18.28 | 00:28:01.88 | 38th | +17:16.46 | 01:25:43.96 |
| 33  | 7   |  Novák Viktor     | 1976                        | 00:14:50.81 | 30th | 00:02:12.73 | 00:45:24.68 | 37th | 00:01:21.90 | 00:25:30.25 | 30th | +20:52.89 | 01:29:20.39 |
| 34  | 61  |  Búzek Lukáš      | 1983                        | 00:16:50.26 | 36th | 00:01:16.11 | 00:42:32.66 | 32nd | 00:01:01.75 | 00:27:47.23 | 36th | +21:00.53 | 01:29:28.03 |
| 35  | 140 |  Vrzal Jan        | 1984                        | 00:14:11.81 | 22nd | 00:02:55.54 | 00:44:04.36 | 35th | 00:00:49.52 | 00:27:35.12 | 35th | +21:08.87 | 01:29:36.37 |
| 36  | 95  |  Priputen Michal  | 1978                        | 00:16:11.20 | 34th | 00:01:36.66 | 00:43:53.20 | 34th | 00:01:03.90 | 00:27:11.07 | 33rd | +21:28.54 | 01:29:56.04 |
| 37  | 138 |  Höfer Vít        | 1976                        | 00:17:00.59 | 38th | 00:02:06.15 | 00:44:16.87 | 36th | 00:01:28.08 | 00:25:29.09 | 29th | +21:53.30 | 01:30:20.81 |
| 38  | 136 |  Kaplan Daniel    | 1978                        | 00:16:07.63 | 33rd | 00:01:56.52 | 00:43:39.14 | 33rd | 00:01:39.82 | 00:30:49.58 | 40th | +25:45.21 | 01:34:12.71 |
| 39  | 29  |  Chrpa Pavel      | 1977 TITAN TRILIFE          | 00:15:35.38 | 32nd | 00:01:56.50 | 00:51:04.58 | 41st | 00:02:25.55 | 00:24:55.22 | 27th | +27:29.74 | 01:35:57.24 |
| 40  | 15  |  Staněk Libor     | 1976                        | 00:17:48.68 | 40th | 00:01:45.23 | 00:47:53.89 | 40th | 00:01:43.45 | 00:31:19.72 | 41st | +32:03.48 | 01:40:30.99 |

# CITY TRIATHLON Karlovy Vary 2025




## Results

| Pl. | Bib | Name   | Club | Swim        | #    | T1          | Bike        | #    | T2          | Run         | #    | Finish                  |
|-----|-----|--|------|-------------|------|-------------|-------------|------|-------------|-------------|------|-------------------------|
| 41  | 100 | Vinter Ondrej  | 1981 | 00:19:16.02 | 42nd | 00:01:51.20 | 00:45:39.50 | 38th | 00:01:33.33 | 00:34:30.64 | 43rd | +34:23.21 01:42:50.71   |
| 42  | 128 |  Zítko Vojtěch  | 1982 | 00:20:11.49 | 44th | 00:02:56.55 | 00:46:03.32 | 39th | 00:01:46.18 | 00:32:55.27 | 42nd | +35:25.32 01:43:52.82   |
| 43  | 75  |  Holecek Vaclav | 1984 | 00:19:44.54 | 43rd | 00:03:03.98 | 00:52:20.95 | 42nd | 00:01:36.96 | 00:27:25.77 | 34th | +35:44.72 01:44:12.22   |
| 44  | 98  |  Hostýnek Boris | 1977 | 00:19:00.15 | 41st | 00:00:37.40 | 01:05:42.23 | 43rd | 00:01:49.01 | 00:47:40.24 | 44th | +1:06:21.55 02:14:49.05 |

### Muži Dospělí 50–59 let



|    |     |   |                             |             |      |             |             |      |             |             |      |                       |
|----|-----|---|-----------------------------|-------------|------|-------------|-------------|------|-------------|-------------|------|-----------------------|
| 1  | 51  |  Vabroušek Petr      | 1973 TITAN TRILIFE          | 00:10:44.38 | 2nd  | 00:00:43.15 | 00:35:51.19 | 1st  | 00:00:47.60 | 00:20:16.36 | 2nd  | -- 01:08:22.69        |
| 2  | 46  |  Korous Martin       | 1974 Triathlon Team Tábor   | 00:11:06.57 | 5th  | 00:00:45.62 | 00:36:17.97 | 2nd  | 00:00:43.94 | 00:20:59.52 | 4th  | +1:30.93 01:09:53.63  |
| 3  | 22  |  Fic Martin          | 1974 2BWINNER TEAM          | 00:13:22.54 | 8th  | 00:01:08.61 | 00:37:35.12 | 6th  | 00:00:44.19 | 00:19:29.31 | 1st  | +3:57.08 01:12:19.78  |
| 4  | 5   |  Procházka David     | 1975 Triatlon Plzeň         | 00:11:01.95 | 3rd  | 00:00:54.09 | 00:37:14.09 | 5th  | 00:00:55.51 | 00:22:39.77 | 7th  | +4:22.73 01:12:45.43  |
| 5  | 127 |  Kindl Marek         | 1969 TT LOKO Beroun         | 00:10:31.17 | 1st  | 00:00:52.18 | 00:36:50.40 | 3rd  | 00:00:48.53 | 00:23:47.60 | 11th | +4:27.20 01:12:49.90  |
| 6  | 109 |  Neumann Josef       | 1974 TT ASTRA Konopiště     | 00:14:25.09 | 12th | 00:01:19.62 | 00:37:13.61 | 4th  | 00:00:49.75 | 00:20:48.54 | 3rd  | +6:13.94 01:14:36.64  |
| 7  | 13  |  Hašlar Přemysl      | 1975 VOKOLOPOLE             | 00:11:04.08 | 4th  | 00:00:52.46 | 00:38:55.07 | 9th  | 00:00:45.25 | 00:23:07.27 | 8th  | +6:21.45 01:14:44.15  |
| 8  | 125 |  Marek Daniel        | 1971 Triatlon Plzeň         | 00:13:24.74 | 9th  | 00:01:03.68 | 00:37:39.27 | 7th  | 00:00:55.48 | 00:25:26.61 | 14th | +10:07.10 01:18:29.80 |
| 9  | 28  |  Jíra Jaroslav       | 1971 Tri club Česká Lípa    | 00:13:21.16 | 7th  | 00:01:02.52 | 00:40:48.12 | 13th | 00:00:55.91 | 00:22:28.64 | 5th  | +10:13.66 01:18:36.36 |
| 10 | 145 |  Hofreiter Bohdan    | 1968                        | 00:16:12.63 | 18th | 00:01:11.90 | 00:38:30.99 | 8th  | 00:01:07.65 | 00:22:37.29 | 6th  | +11:17.78 01:19:40.47 |
| 11 | 81  |  Jungmann Petr       | 1966 TJ SLAVIA Karlovy Vary | 00:15:40.07 | 15th | 00:01:01.56 | 00:41:26.12 | 14th | 00:00:54.66 | 00:23:27.50 | 9th  | +14:07.24 01:22:29.94 |
| 12 | 12  | MIURA YOSHIAKI  | 1968                        | 00:13:56.82 | 11th | 00:00:41.00 | 00:40:13.25 | 11th | 00:00:48.62 | 00:26:53.57 | 19th | +14:10.60 01:22:33.29 |
| 13 | 19  |  Stuchlík Jiří       | 1975 Triathlon Team Tábor   | 00:14:54.57 | 13th | 00:01:23.47 | 00:40:39.76 | 12th | 00:00:59.84 | 00:26:06.74 | 17th | +15:41.70 01:24:04.40 |
| 14 | 48  | Flett Alister   | 1970                        | 00:15:44.25 | 16th | 00:04:13.20 | 00:39:39.77 | 10th | 00:01:14.94 | 00:23:39.99 | 10th | +16:09.47 01:24:32.17 |
| 15 | 47  |  Flynn Robert      | 1970                        | 00:13:49.58 | 10th | 00:01:39.83 | 00:44:25.22 | 18th | 00:00:56.98 | 00:24:33.74 | 13th | +17:02.67 01:25:25.37 |
| 16 | 87  |  Martynek Andrzej  | 1972                        | 00:13:16.37 | 6th  | 00:01:57.50 | 00:44:04.07 | 17th | 00:01:54.13 | 00:25:36.35 | 16th | +18:25.75 01:26:48.44 |
| 17 | 23  | Nedvěd Martin   | 1969                        | 00:16:20.60 | 19th | 00:01:12.71 | 00:43:23.69 | 15th | 00:01:00.79 | 00:26:15.26 | 18th | +19:50.37 01:28:13.06 |
| 18 | 58  |  Stuchl Jindřich   | 1974 KOME KLUB              | 00:15:30.57 | 14th | 00:01:25.43 | 00:45:54.67 | 19th | 00:00:45.89 | 00:25:30.90 | 15th | +20:44.77 01:29:07.47 |
| 19 | 49  |  Prokop Jan        | 1974 TJ BIŽU JBC            | 00:17:42.79 | 21st | 00:02:21.81 | 00:43:59.90 | 16th | 00:01:20.99 | 00:24:13.47 | 12th | +21:16.28 01:29:38.98 |
| 20 | 16  |  Hudecek Robert    | 1970                        | 00:16:11.06 | 17th | 00:02:05.90 | 00:47:32.35 | 20th | 00:01:24.51 | 00:30:56.11 | 20th | +29:47.26 01:38:09.96 |
| 21 | 123 |  Gottschier Patrik | 1973 Triatlet Karlovy Vary  | 00:17:16.40 | 20th | 00:01:10.00 | 00:48:33.42 | 21st | 00:01:21.19 | 00:31:33.64 | 21st | +31:31.97 01:39:54.67 |

### Muži Dospělí 60+ let

|   |     |   |                     |             |     |             |             |     |             |             |     |                      |
|---|-----|---|---------------------|-------------|-----|-------------|-------------|-----|-------------|-------------|-----|----------------------|
| 1 | 79  |  Martínek Jan  | 1963                | 00:13:51.34 | 2nd | 00:01:22.50 | 00:37:40.08 | 1st | 00:01:07.94 | 00:22:45.77 | 1st | -- 01:16:47.66       |
| 2 | 114 |  Pekárek Milan | 1965 Etriatlon Team | 00:12:53.70 | 1st | 00:01:07.86 | 00:40:00.52 | 3rd | 00:01:02.97 | 00:23:48.54 | 2nd | +2:05.94 01:18:53.60 |
| 3 | 71  |  Santo Pavel   | 1962 X-team BaNo    | 00:14:26.90 | 3rd | 00:01:45.55 | 00:39:33.75 | 2nd | 00:01:21.17 | 00:25:35.59 | 4th | +5:55.32 01:22:42.98 |

# CITY TRIATHLON Karlovy Vary 2025






















## Results

| Pl. | Bib | Name  | Club                        | Swim        | #   | T1          | Bike        | #   | T2          | Run         | #   | Finish                |
|-----|-----|---|-----------------------------|-------------|-----|-------------|-------------|-----|-------------|-------------|-----|-----------------------|
| 4   | 21  |  Černý Svatopluk | 1964                        | 00:18:14.17 | 5th | 00:01:33.47 | 00:44:52.64 | 4th | 00:01:25.27 | 00:25:17.64 | 3rd | +14:35.54 01:31:23.20 |
| 5   | 142 |  Pilný Miroslav  | 1962 TJ SLAVIA Karlovy Vary | 00:16:20.19 | 4th | 00:01:39.32 | 00:46:04.28 | 5th | 00:01:04.03 | 00:30:47.25 | 5th | +19:07.42 01:35:55.08 |



### City Triathlon Karlovy Vary - Dospělí (20+) Ženy

#### Female

#### Ženy Dospělí 20–29 let



|    |     |  |                            |             |      |             |             |      |             |             |      |                       |
|----|-----|--|----------------------------|-------------|------|-------------|-------------|------|-------------|-------------|------|-----------------------|
| 1  | 90  |  Ryšávková Emma       | 2005 BRNO TRIATLON         | 00:09:29.16 | 1st  | 00:00:46.48 | 00:38:17.69 | 1st  | 00:00:36.80 | 00:21:19.82 | 4th  | -- 01:10:29.96        |
| 2  | 137 |  Chovanečková         | 2005 TITAN TRILIFE         | 00:09:54.32 | 2nd  | 00:00:42.07 | 00:38:34.24 | 2nd  | 00:00:29.35 | 00:21:10.60 | 2nd  | +20.63 01:10:50.59    |
| 3  | 129 |  Holaniková           | 2004 Elite Sport Boskovice | 00:09:54.45 | 3rd  | 00:00:35.96 | 00:38:40.73 | 4th  | 00:00:34.34 | 00:22:03.49 | 7th  | +1:19.02 01:11:48.99  |
| 4  | 125 |  Treglerová Michaela  | 1999 ArtSport Team         | 00:10:53.68 | 6th  | 00:01:09.48 | 00:38:38.06 | 3rd  | 00:00:56.28 | 00:20:40.72 | 1st  | +1:48.28 01:12:18.25  |
| 5  | 98  |  Svobodová Tereza     | 2000 TITAN TRILIFE         | 00:10:53.55 | 5th  | 00:00:23.42 | 00:39:27.00 | 6th  | 00:00:36.15 | 00:21:48.40 | 5th  | +2:38.57 01:13:08.54  |
| 6  | 141 |  Hadravová Kateřina   | 2005 Triathlon Team Tábor  | 00:11:09.04 | 8th  | 00:00:38.63 | 00:40:43.68 | 10th | 00:00:35.05 | 00:21:19.09 | 3rd  | +3:55.55 01:14:25.51  |
| 7  | 157 |  Mazlová Tereza       | 2002 Cycle community Team  | 00:10:35.03 | 4th  | 00:00:42.25 | 00:39:23.49 | 5th  | 00:00:33.86 | 00:23:11.61 | 10th | +3:56.30 01:14:26.27  |
| 8  | 167 |  Táborská Lenka       | 1999 TJ BIŽU JBC           | 00:11:26.84 | 9th  | 00:00:34.79 | 00:40:08.85 | 8th  | 00:00:49.24 | 00:21:57.25 | 6th  | +4:27.03 01:14:57.00  |
| 9  | 139 |  Votavová Anežka      | 2005 TCV Jindřichův Hradec | 00:12:43.14 | 12th | 00:00:59.05 | 00:40:32.34 | 9th  | 00:00:42.49 | 00:22:21.06 | 8th  | +6:48.14 01:17:18.11  |
| 10 | 123 |  Dvořáková Kristýna   | 2005 Triatlon Plzeň        |             |      |             |             |      |             |             |      | +7:14.24 01:17:44.21  |
| 11 | 154 |  Seidlová Martina     | 2003 TITAN TRILIFE         | 00:13:03.07 | 13th | 00:00:58.87 | 00:40:08.65 | 7th  | 00:00:36.15 | 00:23:49.05 | 11th | +8:05.84 01:18:35.80  |
| 12 | 152 |  Seidlová Miriam     | 2003 TITAN TRILIFE         | 00:11:27.40 | 10th | 00:00:30.90 | 00:40:50.52 | 11th | 00:00:45.78 | 00:25:43.56 | 13th | +8:48.21 01:19:18.18  |
| 13 | 102 |  Ficová Markéta     | 2004 TT Příbram, z. s.     | 00:12:43.03 | 11th | 00:01:05.82 | 00:45:29.29 | 15th | 00:00:51.20 | 00:24:12.27 | 12th | +13:51.66 01:24:21.63 |
| 14 | 150 |  Logojdová Tereza   | 2002 2BWINNER TEAM         | 00:14:13.96 | 16th | 00:01:25.33 | 00:44:58.72 | 13th | 00:00:57.38 | 00:23:07.72 | 9th  | +14:13.18 01:24:43.14 |
| 15 | 83  |  Mudráková Hana     | 2002                       | 00:13:31.51 | 15th | 00:01:18.20 | 00:42:54.68 | 12th | 00:00:54.82 | 00:26:35.61 | 14th | +14:44.88 01:25:14.84 |
| 16 | 132 |  Svobodová Eva      | 2004 VOKOLOPOLE            | 00:10:56.64 | 7th  | 00:01:16.62 | 00:45:52.55 | 16th | 00:01:08.74 | 00:26:50.73 | 16th | +15:35.32 01:26:05.29 |
| 17 | 94  |  Marková Kristýna   | 2000                       | 00:13:03.37 | 14th | 00:01:13.41 | 00:45:07.45 | 14th | 00:01:09.78 | 00:26:49.16 | 15th | +16:53.23 01:27:23.19 |
| 18 | 121 |  Čančíková Kateřina | 1999                       | 00:15:45.57 | 18th | 00:02:27.70 | 00:52:10.31 | 17th | 00:00:48.97 | 00:27:28.44 | 17th | +28:11.04 01:38:41.01 |
| 19 | 120 |  Procházková Adéla  | 1996                       | 00:14:26.24 | 17th | 00:02:15.85 | 00:55:06.27 | 18th | 00:01:21.08 | 00:33:05.99 | 19th | +35:45.49 01:46:15.45 |
| 20 | 112 |  Olekszak Alicja    | 1999                       | 00:19:20.45 | 19th | 00:01:30.89 | 00:55:45.20 | 19th | 00:01:09.16 | 00:31:25.18 | 18th | +38:40.93 01:49:10.89 |
| 21 | 140 |  Lavičková Lenka    | 2005                       | 00:19:37.50 | 20th | 00:02:07.38 | 01:01:32.17 | 20th | 00:00:51.13 | 00:33:25.75 | 20th | +47:03.98 01:57:33.95 |

#### Ženy Dospělí 30–39 let










|   |     |   |      |             |     |             |             |     |             |             |     |                    |
|---|-----|---|------|-------------|-----|-------------|-------------|-----|-------------|-------------|-----|--------------------|
| 1 | 109 |  Ignačáková Dana | 1993 | 00:11:27.03 | 2nd | 00:00:43.68 | 00:38:35.79 | 1st | 00:00:46.57 | 00:22:20.36 | 3rd | -- 01:13:53.45     |
| 2 | 166 |  Brantlová Jana  | 1995 | 00:10:58.95 | 1st | 00:00:58.04 | 00:38:45.98 | 2nd | 00:00:43.09 | 00:23:07.87 | 7th | +40.50 01:14:33.95 |

# CITY TRIATHLON Karlovy Vary 2025






## Results

| Pl. | Bib | Name   | Club                       | Swim        | #    | T1          | Bike        | #    | T2          | Run         | #    | Finish    |             |
|-----|-----|--|----------------------------|-------------|------|-------------|-------------|------|-------------|-------------|------|-----------|-------------|
| 3   | 101 | Kotrnochová  | 1994                       | 00:12:19.06 | 4th  | 00:01:17.32 | 00:41:19.19 | 4th  | 00:01:04.74 | 00:22:39.97 | 5th  | +4:46.85  | 01:18:40.30 |
| 4   | 169 |  Krajhanzlová       | 1987 ROCKTECHNIK           | 00:13:03.35 | 6th  | 00:00:58.28 | 00:42:04.06 | 5th  | 00:00:57.65 | 00:22:09.02 | 2nd  | +5:18.94  | 01:19:12.39 |
| 5   | 148 |  Hejlová Karolína   | 1994 2BWINNER TEAM         | 00:12:13.90 | 3rd  | 00:01:19.97 | 00:43:24.76 | 7th  | 00:00:53.78 | 00:21:43.05 | 1st  | +5:42.03  | 01:19:35.48 |
| 6   | 155 |  Netíková Kamila    | 1989 Karlovarský sportáček | 00:13:03.62 | 7th  | 00:01:26.59 | 00:42:32.15 | 6th  | 00:00:59.21 | 00:22:31.98 | 4th  | +6:40.12  | 01:20:33.57 |
| 7   | 97  |  Haselbergerová Eva | 1990                       | 00:14:21.30 | 11th | 00:00:27.51 | 00:41:00.01 | 3rd  | 00:01:27.85 | 00:25:52.09 | 10th | +9:15.33  | 01:23:08.78 |
| 8   | 87  |  Šimková Eva        | 1986                       | 00:13:07.94 | 8th  | 00:00:59.45 | 00:44:00.18 | 8th  | 00:00:51.93 | 00:25:28.32 | 9th  | +10:34.38 | 01:24:27.83 |
| 9   | 149 |  Frysova Barbora    | 1995                       | 00:14:03.52 | 10th | 00:01:50.45 | 00:44:11.21 | 9th  | 00:01:29.99 | 00:23:02.36 | 6th  | +10:44.10 | 01:24:37.55 |
| 10  | 153 |  Livora Patricia    | 1990                       | 00:13:30.85 | 9th  | 00:01:32.66 | 00:44:25.06 | 11th | 00:00:59.41 | 00:26:24.01 | 11th | +12:58.55 | 01:26:52.00 |
| 11  | 159 |  Děrglová Eliška    | 1989 Krušnoman TT Litvínov | 00:12:47.62 | 5th  | 00:01:17.92 | 00:45:49.99 | 12th | 00:01:02.78 | 00:26:46.67 | 12th | +13:51.55 | 01:27:45.00 |
| 12  | 100 |  Šwarzová Linda     | 1992                       | 00:17:35.30 | 14th | 00:00:48.75 | 00:44:19.84 | 10th | 00:00:50.49 | 00:24:15.23 | 8th  | +13:56.18 | 01:27:49.63 |
| 13  | 96  |  Maříková Kamila    | 1993                       | 00:16:55.46 | 13th | 00:01:43.24 | 00:51:29.23 | 14th | 00:01:04.03 | 00:28:14.10 | 13th | +25:32.62 | 01:39:26.07 |
| 14  | 168 | Baloghova Patricia   | 1993                       | 00:14:42.16 | 12th | 00:03:57.69 | 00:51:05.04 | 13th | 00:00:46.22 | 00:31:24.63 | 15th | +28:02.30 | 01:41:55.75 |
| 15  | 164 |  Máchalová Michaela | 1994                       | 00:20:12.79 | 15th | 00:03:40.70 | 00:52:59.13 | 15th | 00:01:34.74 | 00:30:17.92 | 14th | +34:51.84 | 01:48:45.29 |

### Ženy Dospělí 40–49 let



|    |     |   |                      |             |      |             |             |      |             |             |      |           |             |
|----|-----|---|----------------------|-------------|------|-------------|-------------|------|-------------|-------------|------|-----------|-------------|
| 1  | 127 |  Ježková Kateřina      | 1983                 | 00:13:50.84 | 5th  | 00:01:11.33 | 00:39:13.28 | 1st  | 00:00:46.65 | 00:22:01.76 | 1st  | --        | 01:17:03.88 |
| 2  | 160 |  Hlínová Jaroslava     | 1980 TT Tálín        | 00:09:38.60 | 1st  | 00:00:48.92 | 00:40:28.01 | 2nd  | 00:00:50.59 | 00:26:50.13 | 7th  | +1:32.37  | 01:18:36.26 |
| 3  | 156 |  Rožánková Tereza      | 1978 KOME KLUB       | 00:12:55.35 | 4th  | 00:01:54.49 | 00:40:56.99 | 3rd  | 00:01:22.13 | 00:22:37.22 | 2nd  | +2:42.32  | 01:19:46.20 |
| 4  | 84  |  Krátká Lucie          | 1978 ROAD2KONA       | 00:12:51.06 | 3rd  | 00:01:05.02 | 00:41:51.56 | 4th  | 00:00:49.27 | 00:23:36.35 | 3rd  | +3:09.39  | 01:20:13.27 |
| 5  | 107 |  Dobišová Andrea       | 1979                 | 00:12:29.75 | 2nd  | 00:01:00.98 | 00:42:02.95 | 5th  | 00:01:02.22 | 00:25:36.59 | 5th  | +5:08.63  | 01:22:12.51 |
| 6  | 106 |  Pufr Krejčí Kateřina | 1982 CSG TRI TEAM    | 00:14:32.50 | 7th  | 00:00:57.30 | 00:48:23.53 | 8th  | 00:00:54.94 | 00:26:39.70 | 6th  | +14:24.10 | 01:31:27.98 |
| 7  | 163 | Hanušová Lucie  | 1981                 | 00:14:35.23 | 8th  | 00:01:30.79 | 00:45:34.48 | 6th  | 00:01:51.07 | 00:28:55.48 | 8th  | +15:23.19 | 01:32:27.07 |
| 8  | 147 |  Tredgett Martina    | 1981                 | 00:14:16.39 | 6th  | 00:02:06.31 | 00:47:08.97 | 7th  | 00:00:51.75 | 00:29:08.40 | 9th  | +16:27.94 | 01:33:31.83 |
| 9  | 158 |  Steigerwaldová      | 1979                 | 00:18:01.01 | 9th  | 00:01:00.00 | 00:48:31.64 | 9th  | 00:01:19.49 | 00:25:15.67 | 4th  | +17:03.94 | 01:34:07.82 |
| 10 | 124 |  Václavková Petra    | 1979 Spartak Trutnov | 00:21:23.03 | 10th | 00:01:14.02 | 00:50:08.28 | 10th | 00:00:59.22 | 00:29:10.77 | 10th | +25:51.45 | 01:42:55.33 |

### Ženy Dospělí 50–59 let

|   |     |  |                            |             |     |             |             |     |             |             |     |           |             |
|---|-----|--|----------------------------|-------------|-----|-------------|-------------|-----|-------------|-------------|-----|-----------|-------------|
| 1 | 122 |  Langerová Tereza | 1974 TCV Jindřichův Hradec | 00:13:29.51 | 2nd | 00:01:16.00 | 00:43:18.74 | 1st | 00:01:04.56 | 00:25:24.27 | 2nd | --        | 01:24:33.09 |
| 2 | 81  |  Raková Gabriela  | 1975 Enjoy triatlon klub   | 00:11:49.55 | 1st | 00:01:46.97 | 00:45:58.90 | 3rd | 00:00:49.60 | 00:24:20.57 | 1st | +12.51    | 01:24:45.61 |
| 3 | 103 |  Ficová Radka     | 1973 TT Příbram, z. s.     | 00:13:49.47 | 3rd | 00:01:22.16 | 00:45:49.17 | 2nd | 00:01:22.02 | 00:25:51.79 | 3rd | +3:41.52  | 01:28:14.62 |
| 4 | 104 |  Opletalová Jana  | 1969 CSG TRI TEAM          | 00:16:49.97 | 4th | 00:01:54.44 | 00:51:43.74 | 4th | 00:01:42.24 | 00:26:51.30 | 4th | +14:28.61 | 01:39:01.70 |
| 5 | 126 |  Gremlicová Lucie | 1969                       | 00:17:43.02 | 5th | 00:02:01.25 | 00:53:34.55 | 5th | 00:01:28.48 | 00:30:08.77 | 5th | +20:22.99 | 01:44:56.08 |

CITY TRIATHLON Karlovy Vary 2025

Results

| Pl.                  | Bib | Name  | Club | Swim        | #   | T1          | Bike        | #   | T2          | Run         | #   | Finish   |             |
|----------------------|-----|---|------|-------------|-----|-------------|-------------|-----|-------------|-------------|-----|----------|-------------|
| Ženy Dospělí 60+ let |     |   |      |             |     |             |             |     |             |             |     |          |             |
| 1                    | 146 |  Hyláková Dana   | 1961 | 00:15:23.09 | 1st | 00:01:31.71 | 00:46:11.02 | 1st | 00:00:47.91 | 00:27:03.79 | 1st | --       | 01:30:57.53 |
| 2                    | 92  |  Lacigová Simona | 1962 | 00:17:01.16 | 2nd | 00:01:24.17 | 00:47:45.53 | 2nd | 00:01:06.03 | 00:29:47.64 | 2nd | +6:07.01 | 01:37:04.54 |